

Slide 1



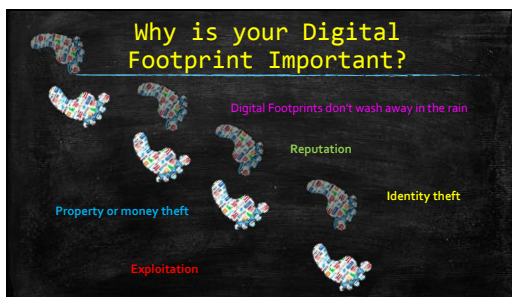
- Set of rules which we live by
- How you behave online and with media and technology – appropriate and effective behaviour
- Interact with people, information
- How society works (have an accident or hurt your self – who responds.
- Safety networks.

Slide 2



- Google yourself!
- Not just internet, electronic swipe cards (entry to apartment buildings., payment machines, money machines,
- Loyalty cards
- Peter Alexander- different search results
- Information stays on computer

Slide 3



- Don't wash away in the rain (Tattoo)
- 16 yr olds have different lives to 26 yrs.
- More than one Facebook page.
- Growing up with anonymity.
- Identity theft – (Keep examples current – young man stopped at border for fines (not his).
- Property or money theft – cameras GPS
- Exploitation – Blackmail, Ashley Madison site

Slide 4



Internet etc. isn't all bad.
Positive tools – Information on everything.
Global environment
Think about how you use the internet, what sites are used or even looked at.
Put up and share positive experiences and COMMENTS- all the little certificates we earn through life (diligence in reading, completed 100 metres etc..)

- Sports photos, good works, artwork, kind deeds, thing you are proud of.
A positive record of your life.

Everyone who uses the internet has RIGHTS and RESPONSIBILITIES
This can be divided into three areas.

Slide 5



- Getting yourself or others in to situations beyond your control.
- Look after yourself – get help if necessary (Guidance, Police, Netsafe, - tell an adult.

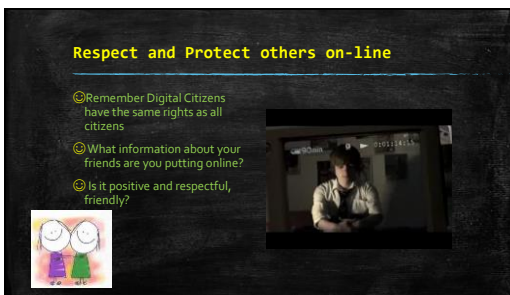
Slide 6



Respect and Protect yourself online

- Ask questions about the video (has anyone been in a situation beyond their control .
- Community safety (real world compared to virtual).
- What happened in the story?
- What did she do wrong?
- What should she have done?

Slide 7




Respect and Protect Others online

- Photos, comments
 - Rights to privacy, protection from harm
 - Cyberbullying
 - Sexting
- Resource (First to a million – youtube)

Just because you can't see the results of your actions doesn't mean it's not happening.

Slide 8

Respect and Protect the intellectual property of others




- ☹️ Plagiarism
- 😊 Referencing and Bibliography
- 😊 All formats and all Sources

Respect and Protect the Intellectual Property of Others

- An opportunity to talk about the concept of plagiarism.
- Using online material ethically (cheating).
- Introduce Bibliographies and referencing tools.
- Downloading copyrighted music etc. from file-sharing sites.

Slide 9

Cyber Bullying Virus
Daniel Fraser



Slide 10

Some Great Sites for Ideas and Resources



<http://www.netsafe.org.nz> www.thinkuknow.co.uk <https://www.esafety.gov.au/>

Slide 11

First to a million





CEOP First to a million – You choose the ending CEOP – Consequences
Child exploitation & Online Protection Centre

Slide 12

Bibliography

Churches, A. (2014). *Library 2.0: Digital Citizenship* [Weblog post]. Retrieved from OAC's Learning Centre. <http://www.oac.org.au/learning-centre/digital-citizenship/>

© 2014
Rights and responsibilities: <http://www.library20.org/>
Digital Citizenship: <http://www.library20.org/digital-citizenship/>
Digital Literacy: <http://www.library20.org/digital-literacy/>
Digital Property: <http://www.library20.org/digital-property/>

